

# EDINA MODEL YACHT CLUB

## SAIL & SCALE NEWSLETTER

JULY, 2010

VOLUME 19, NUMBER 7

### 2010 Parade of Boats Review



By John Bishop

We had another great year for our show. We were lucky once again in not having rain. I'm not sure if anyone is keeping track, but since our first show in 1992 we have never been rained out. What are the odds of that

happening? Thanks to all that attended. We were well received by the public for our efforts and I'm sure the EMYC club members enjoyed the event just as much.



I'm estimating we had at least 125 boats on display and I noticed a good turnout from the membership. This year I noticed boats still on the water until 4 PM, the latest of any year that I can remember. The late afternoon breeze brought out a lot of sailboats towards the end of the show. The crowd seemed strongest from noon to 2 PM and the centrum building crowds kept Dick Walker and Dave Bros busy throughout the day. It was nice having the dedicated efforts of those in attendance help were needed.

*(Continued on Page 5)*

#### SCHEDULE OF EVENTS:

- Open Boating every Tuesday and Thursday 5:00 - 9:00 pm and every Sunday 4:30 - 9:00 pm-
- July 20, Tuesday .....7:00 p.m.-:9:00 p.m. ....Membership Meeting
- July 24, Saturday .....11:00 a.m. ....Rick's Hobby Farm Outing
- August 15, Sunday .....7:00 p.m-10:00 p.m. ....Lighthouse Night

# COMMODORE'S CORNER



By Joe Steele

## PARADE OF BOATS

The Summer has started in grand style for the club with a successful "Parade-of-Boats" (thanks to all who made it a success), articles written and videos made about the club, members traveling to other clubs to race and good numbers of member going to the pond.

The next big event is the "Picnic-on-the-Pond". Several years ago we did this at our pond but we are no longer allow to barbecue there. So off to Rick's Hobby Farm on July 24 to have family fun with our air-planes, cars and boats. Be sure to bring sun screen, hats, shade, drinking water and all your RC toys. Rick's has toilets and drink vending machines. I will bring my barbecue and lots of charcoal so bring what you want to cook for the family. Let's make a family fun day of it.


The July meeting will feature Dan Proulx and Fast Electrics. We had

a lot of interest in FE's at the last event. We are looking forward to seeing what is new and how well Dan has done traveling to FE events. Speed is the thing, slow doesn't go.

—Joe Steele

### Special Thanks...

To members that contributed to this Sail & Scale issue: Jack Terry, Dale Johnson, John Bishop, Dan Lewandowski, Z. Roxkawpie, Joe Steele, and Julia Moen.



SAIL INTO  
**HobbyTown USA®**

Quality Service · Great Prices

**\$5 OFF**  
purchase of \$25

Minnetonka, MN - 11319 Hwy 7 · (952) 931-226  
Brooklyn Park, MN - 7916 Brooklyn Blvd · (763) 424-6052  
Hermantown, MN - 4879 Miller Truck Hwy · (218) 723-7114

Take \$5 off your next purchase of \$25 or more. Not valid with any other offers, coupons or on the sale of gift cards. Limit one per customer. Present coupon to receive discount, valid at the Minnetonka, Hermantown, & Brooklyn Park MN HobbyTown USA® store locations only.

[www.hobbytown.com](http://www.hobbytown.com)

### CLUB SHIRTS HATS ETC.


Contact:  
Kevin Waldo (612) 789-7104

### Cub Burgees and Stickers

Contact:  
Mickey Kirihara (952) 881-2866

# AT THE MEMBERSHIP MEETING

JUNE 15, 2010



By Julia Moen

There were approximately 25 members present at this month's meeting. We welcomed visitors and new members before going forward with the meeting. Tom Johnson was the newest member and no visitors were present.

John Bishop took over the meeting discussing the Parade of Boats. There were approximately 100-125 boats at the event. Parade of Boats has always taken place on the 2nd Sunday of June, but there was a discussion about changing that to something else because of graduations. We are on the calendar for 2011 as the 2nd Sunday of June, but we would appreciate any suggestion for future dates. Attending the event was a photographer for the Star Tribune. He spoke to several members and took lots of pictures.

The article is to be in the Variety Section of the Star Tribune June 29th. We had a number of suggestions given about the event such as the Captain's should sit on the 2nd step so it would be easier for the captain's to move around and also that we should give junior captain badges to the younger ages to keep their interest in boating. There were several ideas, but too many to list. John Bishop thanked the members for their help and the presence at the event. Quiznos supplied the group with Sammie sandwiches for the event and they also had tables set up for giving coupons and letting people know where they were located.

A powerpoint presentation of the Parade of Boats about the participation at the event. The presentation was put together by Kurt Oldenburg and Jeff McCabe operated the projector. On July 24th, Saturday, we are having a Family Fun Day at Rick's Hobby Farm. A flyer is enclosed with directions and a map. Bring lawnchairs, bring anything RC to this fun day. Have Fun!

Jeff McCabe is in charge of Lighthouse Night, August 13th. Come early because it really gets packed with people because of the event and the John Phillip Sousa Memorial Band performing. It begins at dusk.

We then had a show and tell time with a number of members sharing. Joe Steele showed the Venom he is working on. 60% of the weight is the servos, but even with that it is very

light. Robert McDonald brought in a boat he is going to work on but he is looking for advice on several different areas. The meeting adjourned approximately 8:30 pm.

## EMYC Newest Member Tom Johnson



### StarTribune EMYC Article

If you might have missed the Parade Of Boats article by Bill Ward, Todd Moen will be bringing copies of the paper to the July meeting. Also check out the great video at <http://www.startribune.com/lifestyle/> Use the search words REMOTE BOATS.

## NAUTICAL KNOW-IT-ALL



### A Summertime War

By Dan Lewandowski

On the evening of February 15, 1898, the U.S. battleship Maine exploded in Havana harbor. Initial investigations concluded that a mine was placed beneath the hull, causing the forward powder magazines to explode, rapidly sinking the ship. That conclusion led to American public and political furor and to escalation of tensions with Spain over Cuban independence. The eventual result was the initiation of the Spanish American War, which lasted from April 21 to August 13.

Years later, in 1976, Admiral Hyman G. Rickover published his book, *How the Battleship Maine Was Destroyed*. Based on a detailed technical evaluation of the data collected in previous investigations, Rickover and other experts reached a very different conclusion about the explosion on the Maine.

What actually was the most likely cause of the sinking of the Maine?

June answers were: Catboat, Yawl, Clipper, Brig, Ketch, Snow, Corvette, Launch, Schooner, Scow & Bark



## 2010 PARADE OF BOATS PHOTOS

From Todd Moen



## 2010 PARADE OF BOATS REVIEW (CONT.)



David Bros explaining construction techniques



The show is much easier to run when many of the members are willing to participate. This was one of the most efficient setups and takedowns I can remember. As always, a special thanks to Tom Shirley, Bill Bach, and Laura for their help from the city side of things. Without them and the City of Edina's involvement this show would be much different.

It was nice too to have Quizinos provide us food this year. The sandwiches were a nice transition from the morning food and drinks provided by Paul Olson, Mickey Kiriara, and Don Westley.

With the continued success of this show, we can look forward to another great event next year.

Remember to be on the lookout for Bill Ward's upcoming full page article in the Variety section of the Star Tribune Newspaper. Bill was at the show with a Star Tribune photographer for several hours trying to capture the feel of the club. I think this will be a real positive story about our great club.

—John Bishop



All photos taken by John Bishop

## BUILDER'S CORNER



By **Z. Roxkawpie**

### TIPS & TRICKS SERVOS AND WATERLINES

A couple of random modeling tips this month, one for servos and one for marking a hull waterline.

Servos are designed for fast response. If you need a nice slow, smooth servo travel for any function on a model, try a Servo-Slow Down Module made by Nightfly. I have only found them available on-line at Hobby Lobby and the price has dropped from about \$25 to \$19. The module can be set to operate a servo through full travel in from less than one-second to a slow travel of over 14 seconds. They are small, easy to install and work very well. They are in high demand and are often out of stock, but Hobby Lobby has them now for immediate shipment.



Be sure to order the model # NF-SD2. It is configured to run from 4 to 7 volts (unlike the NF-SD1 with a maximum of 5 volts) and it is tuned to operate better with 2.4GHz receivers like the Spektrum.

([http://www.hobby-lobby.com/servo\\_slow\\_down\\_module\\_4\\_to\\_7v\\_rc\\_radio\\_system\\_accessory\\_18550\\_prd1.htm](http://www.hobby-lobby.com/servo_slow_down_module_4_to_7v_rc_radio_system_accessory_18550_prd1.htm))

The second tip, for marking a waterline, seems strange, but actually works. Fill a container that is large enough to float your hull a couple of inches from the bottom (a bathtub would work great). Sprinkle talcum powder over the water and very gently swirl just the surface with your fingertips to break up the clumps of powder. The powder should form a continuous "skin" or film on the water surface.

Slowly and carefully lower the unballasted hull into the water, keeping it level and avoiding making waves. Add ballast to take the hull down to the desired final level in the water. Check to see that the powder film is making contact at all points around the hull. If not, shake a bit more powder in the area until the film contacts the hull. Now drain the tub slowly while supporting the hull upright. As the water recedes, it will leave a film of powder at and below the waterline. Remove the hull, let the powder film dry and then mark or mask-off a perfect waterline. The powder will rinse away with warm water when finished. This method is good especially for complex hull shapes that would be difficult to mark with the "pencil on a square" method. Here's a picture of a plastic tumbler with a clear, crisp indication of the waterline.



Example of a created waterline using talcum powder

RICHFIELD  
612-866-9575

LITTLE CANADA  
651-490-1675



HUB  
**HOBBY  
CENTER**

OPEN...MON-FRI, 10:00-9:00...SAT, 9:30-5:30...SUN, 12:00-5:00

SHOW YOUR EMYC CLUB CARD AND RECEIVE  
10% OFF ON ALL NON-DISCOUNTED ITEMS !

\*Richfield\*  
6410 Penn Ave. S.  
Richfield, MN 55423  
(1 blk S of LUNDS)



\*Little Canada\*  
82 Minnesota Ave.  
Little Canada, Mn 55117  
(Hwy 36 & Rice St.)



## REFLECTIONS OF A NEWCOMER

By Jack Terry

I've been a walker at Centennial Lakes for several years, and while walking I would often see model sail boats and their operators maneuvering them around the pond. On one occasion, some one handed me the controls, saying: "here, you try it!" Well, I did; and I was instantly shanghaied, though I didn't want to admit it. Consequently, I went to the Penn Hobby shop and came away with a Paradise - a vessel which was not going to take me anywhere near paradise, a fact I was soon to learn.

Next day, I launched my beautiful vessel in the north pond and soon discovered a watery hell. The Paradise moved rapidly toward the fountain and there it stayed! Everytime I tried to turn it around (I think the term is Tack) it flopped on it's side. Somehow, I managed to get it back near the shore when Toni J. walked by and calmly said: "I think your boat could use some fine tuning! Bring it in and we'll give it a try." Toni made what adjustments he could and then he attempted to sail it. His attempt was not much more successful than mine, so he then proceed to give me a lesson in the mechanics of the boat and what might be done to correct the "poor" design. He then invited me to learn more about the EMYC.

I share this story because I think it is illustrative of the ethos of the entire club. In my working years I worked with a large variety of groups, and I find that the EMYC is an extraordinary

group, because of collaboration and kindness. In most groups I've worked with there are certain standards to be met. You know what I mean. To be associated with the group a person must know and meet the "standards", follow the rules, share the values of that particular group. For instance, there is the Scout oath to memorize, or a secret handshake, assent to a statement of belief, a pledge of loyalty and faithfulness. In sharp contrast, the EMYC is welcoming, encouraging and supportive. All one needs to bring is an interest in water, wind and boats.


As a new comer I have experienced is kindness and collaboration. There is competition, but only accompanied with respect for every competitor. Appreciation is expressed across the board for any efforts. Mistakes that are made while racing are not derided, not called "dumb" or "stupid", etc.... We are doing something we enjoy and while winning is important, no one seems to be there to be "better" than every one else. In short, I've never been associated with an organization so "laid back" and supportive of every individual.

What is it that creates such a warm, welcoming attitude? I think it is that anything that floats provides a challenge to a sailor. Can he/she make it work and work to the max of its design? But, it goes beyond that. Week after week, I observe people coming by asking questions. The question may show little knowledge of sailing, but there is always a positive response affirming the person's interest and ignoring their ignorance. Regular "walkers" are recognized and some known by name. Week after week all seem to be inspired by wind and sails -- perhaps by dreams of past victories and/or visions of future adventures.



## EDINA MODEL YACHT CLUB

Centennial Lakes Centrum  
7499 France Avenue South  
Edina, Minnesota 55435  
www.emyc.org



## JULY MEETING

TUESDAY, JULY 20, 2010 7:00 P.M.  
CENTENNIAL LAKES GARAGE BAND ROOM

### AGENDA:

-Dan Proulx discussing Fast Electrics

### Special Interest Contacts:

#### Scale Boating:

Dan Lewandowski (952) 829-9227 dlewandowski@emyc.org

#### Sail Boating:

Tony Johnson (952) 470-8818 tjohnson@emyc.org

#### Fast Electric:

Dan Proulx (763) 551-4953 dproulx@emyc.org

## 2010 Board Members

**Commodore:** Joe Steele (612) 940-3068  
**Vice Commodore:** Paul Olsen (952) 884-4833  
**Vice Commodore:** Don Westley (952) 922-9081  
**Vice Commodore:** Dick Walker (952) 806-9922  
**Vice Commodore:** Kevin Waldo (612) 789-7104  
**Secretary:** Julia Moen  
**Treasurer:** Larry Wheeler

The **Edina Model Yacht Club Sail & Scale Newsletter** is published monthly except for December.

**Newsletter Editors:** Todd & Julia Moen  
(612) 729-7690  
jmoen@pro-ns.net  
**Webmaster:** Dale Johnson  
djohnson@emyc.org

Please send articles by email to:  
jmoen@pro-ns.net  
Deadline for articles to be considered for the  
April publication will be  
Friday July 29, 2010